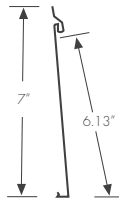


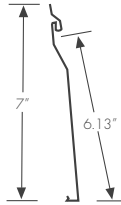
TRUCEDAR® STEEL SIDING

STEEL

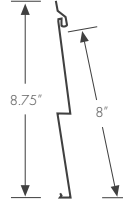
PREMIUM



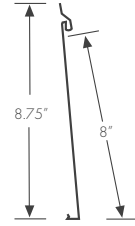
SINGLE 6"



SINGLE 6" DUTCH LAP



DOUBLE 4"



SINGLE 8"

Thickness	.016			
Finish	Sunmaster50®			
SKU	S6S & S6FBS_ S6SHD2 & S6FBSHD2_	S6DLS & S6DLFBS_ S6DLSHD2 & S6DLFBSHD2_	D4S D4SHD2	S8S S8SHD2

HD Colors				
Birch 417	•	•	•	•
Captiva M12	•	•	•	•
Cedar 109	•	•	•	•
Cider Mill M16	•	•	•	•
English Saddle M17	•	•	•	•
Mountain Laurel M18	•	•	•	•
Napa Vine M15	•	•	•	•
Spruce 416	•	•	•	•
Timber Ash 106	•	•	•	•
Weathered Wood 108	•	•	•	•

Solid Colors				
Bennington Beige 401	•	•	•	•
Cottage Red 411	•	•	•	•
Dune 404	•	•	•	•
Foothill Blue 405	•	•	•	•
Gray Dusk 415	•	•	•	•
Ironstone 414	•	•	•	•
Norwood 509	•	•	•	•
Pewter 805	•	•	•	•
Sahara 407	•	•	•	•
Statuary Bronze 425	•	•	•	•
Sycamore 409	•	•	•	•
Thatch 410	•	•	•	•
White 280	•	•	•	•

Note: 1/2 Square per carton

Note: 1/2 Square per carton

Note: 1 Square per carton

Note: 1 Square per carton

S6FBS_ & S6FBSHD2_ are foam backed options for this profile

S6DLFBS_ & S6DLFBSHD2_ are foam backed options for this profile

8 pc./12' 6 1/2"
30 carton/pallet
8 pallet/truck

8 pc./12' 6 1/2"
30 carton/pallet
8 pallet/truck

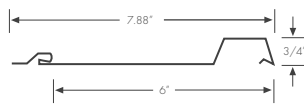
12 pc./12' 6 1/2"
30 carton/pallet
8 pallet/truck

12 pc./12' 6 1/2"
30 carton/pallet
8 pallet/truck

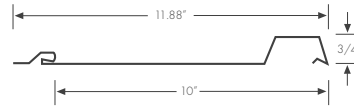
TRUCEDAR® STEEL SIDING

STEEL

PREMIUM



**NARROW
BOARD & BATTEN**



**WIDE
BOARD & BATTEN**

Thickness	.016	
Finish	Sunmaster50®	
SKU	6BBS 6BBSHD2	10BBS 10BBSHD2
HD Colors		
Birch 417	•	•
Captiva M12	•	•
Cedar 109	•	•
Cider Mill M16	•	•
English Saddle M17	•	•
Mountain Laurel M18	•	•
Napa Vine M15	•	•
Spruce 416	•	•
Timber Ash 106	•	•
Weathered Wood 108	•	•
Solid Colors		
Bennington Beige 401	•	•
Cottage Red 411	•	•
Dune 404	•	•
Foothill Blue 405	•	•
Gray Dusk 415	•	•
Ironstone 414	•	•
Norwood 509	•	•
Pewter 805	•	•
Sahara 407	•	•
Statuary Bronze 425	•	•
Sycamore 409	•	•
Thatch 410	•	•
White 280	•	•

Note: 1/2 Square per carton

* Use J1S & J1SHD
Also recommend use 2-Pc Outside Corner Post
Option

10 pc./10'
30 carton/pallet
8 pallet/truck

Note: 1/2 Square per carton


* Use J1S & J1SHD
Also recommend use 2-Pc Outside Corner Post
Option

6 pc./10'
30 carton/pallet
8 pallet/truck

TRUCEDAR® SHAKE SIDEWALL

STEEL

PREMIUM



Shake Sidewall
3 COURSE PANEL - 47 1/2" x 22 1/8"

Thickness	.016
Finish	PVDF Tri-Pigment Reflective Paint System
SKU	SHK_
Cedar 109 (CDR)	•
Timber Ash 106 (TASH)	•
Weathered Wood 108 (WWD)	•

Note: 1/2 Square per carton, 2 boxes = 1 square

Approximately 40 clips needed per 1/2 square

* Use Shake Sidewall Accessories, see pages 198-199

US Patent No.:

9,097,019

9,181,703

9,181,702

9,181,703

Canadian Patent Pending

8 pieces/carton

40 carton/pallet

22 pallets/truck